

For audio, select

Join Audio Conference by Computer

or

Call: (773) 231-9226 (U.S. toll)

Meeting ID: 148 847 0136

Having Trouble?

Email Camille at chosman@coffa.org

Welcome to



The webinar will begin momentarily.

Your line has been muted.



CASSA HEADLINES

A monthly look at what's new and
noteworthy in social science policy

- ❑ This Month's HEADLINES
- ❑ This Month's DEEP DIVE: President's FY 2020 Budget Request
- ❑ This Month's HOMEWORK: What you can do this month




This Month's Experts



Wendy Naus
Executive Director
wnaus@coffa.org



Julia Milton
Director of Public Affairs
jmilton@coffa.org



MEMBERSHIP ORGANIZATIONS

Academy of Criminal Justice Sciences
African Studies Association
American Association of Geographers
American Council of Learned Societies
American Evaluation Association
American Historical Association
American Psychosomatic Society
Association for Behavioral and Cognitive Therapies
Association for Public Policy Analysis and Management
Association of Academic Survey Research Organizations
Association of American Law Schools
Association of Research Libraries
Council of Colleges of Arts & Sciences
Council on Social Work Education
Economic History Association
History of Science Society
Midwest Sociological Society
National Association of Social Workers
National Council on Family Relations
North American Regional Science Council
Rural Sociological Society
Social Science History Association
Society for Prevention Research
Society for Research on Adolescence
Society for Social Work and Research
Society for the Psychological Study of Social Issues
Society of Behavioral Medicine
Southern Political Science Association
Southern Sociological Society
Southwestern Social Science Association

COLLEGES & UNIVERSITIES

Arizona State University
Boston University
Brown University
Carnegie Mellon University
Columbia University
Cornell University
Duke University
Fielding Graduate University
George Mason University
Georgetown University
Harvard University
Indiana University
Johns Hopkins University
Massachusetts Institute of Technology
Michigan State University
North Carolina State University
Northwestern University
Pennsylvania State University
Princeton University
Rutgers, The State University of New Jersey
Stanford University
Texas A&M University
The Ohio State University
University of Arizona
University of California, Berkeley
University of California, Irvine
University of California, Los Angeles
University of California, Santa Barbara
University of Colorado, Boulder
University of Chicago

University of Georgia
University of Illinois
University of Iowa
University of Maryland
University of Michigan
University of Minnesota
University of Nebraska, Lincoln
University of North Carolina, Chapel Hill
University of Oklahoma
University of Pittsburgh
University of Texas, Austin
University of Texas, San Antonio
University of Virginia
University of Washington
University of Wisconsin, Madison
Virginia Tech
Yale University

CENTERS & INSTITUTES

American Academy of Arts and Sciences
American Academy of Political and Social Science
Center for Advanced Study in the Behavioral Sciences
Cornell Institute for Social and Economic Research
Institute for Social Research, University of Michigan
Institute for Social Science Research, University of
Massachusetts, Amherst
NORC at the University of Chicago
RTI International
Social Science Research Council



Quick Questions

Use the chat box to ask a question.



More opportunities for Q&A at the end.



This Month's Headlines



CONGRESS

- FY 2019 Completed
 - More: www.cossa.org/advocacy/funding-updates
- *Census IDEA Act* Reintroduced
 - More: www.cossa.org/2019/02/19/cossa-endorses-census-idea-act
- FY 2020 Letters and Statements
 - More: www.cossa.org/coalitions/coalition-sign-on-letters

EXECUTIVE BRANCH

- William Beach Confirmed as BLS Commissioner
 - More: <https://bit.ly/2Hi7Inj>
- NIH OBSSR Early Stage Investigator Paper Competition (Closes: March 31)
 - More: <https://obssr.od.nih.gov/news-and-events/nih-matilda-white-riley-behavioral-and-social-sciences-honors>
- Funding Opportunities
 - More: www.cossa.org/resources/funding-opportunities



COMMUNITY

- NASEM: *A Decadal Survey of the Social and Behavioral Sciences: A Research Agenda for Advancing Intelligence Analysis*
 - More: https://sites.nationalacademies.org/DBASSE/BBCSS/SBS_for_National_Security-Decadal_Survey/index.htm

COSSA

- 2019 Social Science Advocacy Day, 4/30 to 5/1
 - Seeking advocates from **AL, KS, MI, MS, NH, VT**
 - More: www.cossa.org/event/2019-advocacy-day
- Anthropologist Lee Hoffer Answers “Why Social Science?”
 - More: www.whysocialscience.com



WASHINGTON UPDATE

Subscribe for more news: www.cossa.org/washington-update

Quick Questions

Use the chat box to ask a question.



More opportunities for Q&A at the end.





President's FY 2020 Budget Request

What does it mean for social and behavioral science research, agencies, and programs?



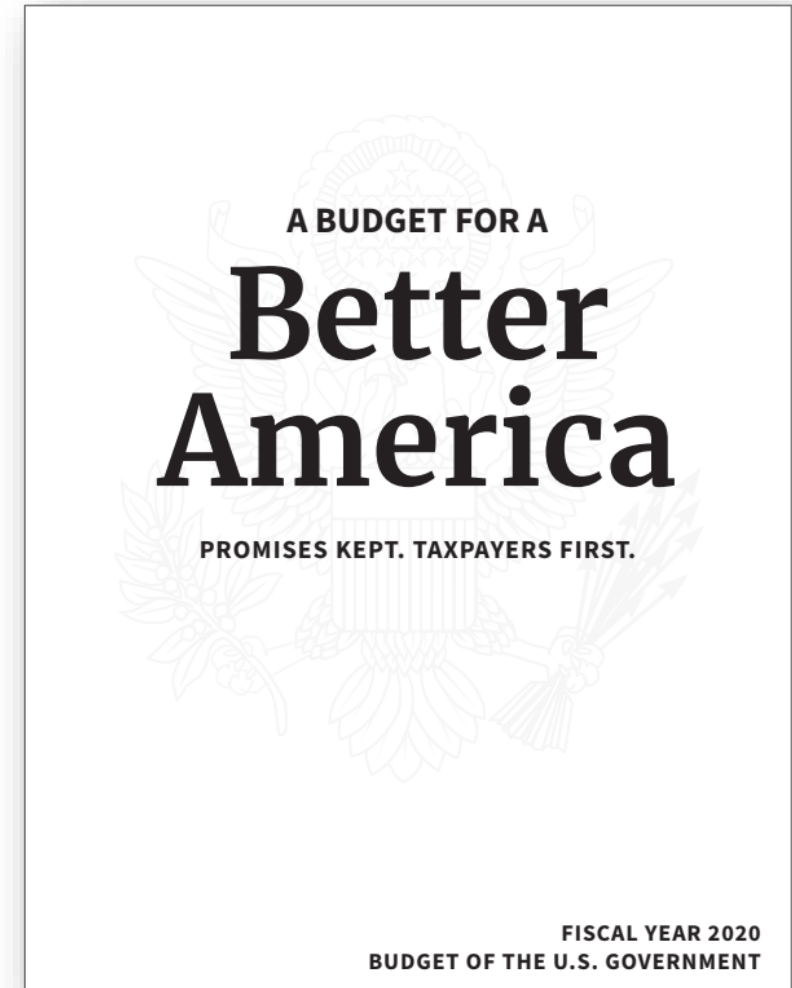


| FY 2019 APPROPRIATIONS SNAPSHOT | | | | | | |
|--|--------------------|------------------------|---------|---------|------------------|------------------------|
| | Enacted FY 2018 | President's Request | House | Senate | FY 2019 Final | FY 2019 vs. FY 2018 |
| DEPARTMENT OF AGRICULTURE | | | | | | |
| Economic Research Service | 86.8 | 45.0 | 86.8 | 86.8 | 86.8 | 0.0% |
| National Agricultural Statistics Service | 191.7 | 165.0 | 173.7 | 174.8 | 174.5 | -9.0% |
| National Institute of Food and Agriculture | 1407.8 | 1257.7 | 1446.6 | 1423.2 | 1471.3 | 4.5% |
| DEPARTMENT OF COMMERCE | | | | | | |
| Bureau of the Census | 2814.0 | 3800.5 | 4799.7 | 3821.4 | 3821.4 | 35.8% |
| DEPARTMENT OF EDUCATION | | | | | | |
| Institute of Education Sciences | 613.5 | 521.6 | 613.5 | 615.5 | 615.5 | +0.3% |
| International Education and Foreign Language Studies | 72.2 | 0.0 | 72.2 | 72.2 | 72.0 | 0.0% |
| DEPARTMENT OF ENERGY | | | | | | |
| Energy Information Administration | 125.0 | 115.0 | 125.0 | 125.0 | 125.0 | 0.0% |
| DEPARTMENT OF HEALTH AND HUMAN SERVICES | | | | | | |
| National Institutes of Health | 37084.0 | 35517.0 | 38334.0 | 39084.0 | 39084.0 | +5.4% |
| Agency for Healthcare Research and Quality | 334.0 | 256.0* | 334.0 | 334.0 | 338.0 | +1.2% |
| Centers for Disease Control and Prevention | 8005.8 | 5660.8 | 7629.9 | 7818.8 | 7892.4 | -1.4% |
| National Center for Health Statistics | 160.4 | 155.0 | 160.4 | 161.4 | 160.4 | 0.0% |
| DEPARTMENT OF JUSTICE | | | | | | |
| Bureau of Justice Statistics | 48.0 | 41.0 | 50.0 | 48.0 | 43.0 | -10.4% |
| National Institute of Justice | 42.0 | 36.0 | 44.0 | 42.0 | 37.0 | -11.9% |
| DEPARTMENT OF LABOR | | | | | | |
| Bureau of Labor Statistics | 612.0 | 609.4 | 612.0 | 612.0 | 615.0 | +1.2% |
| NATIONAL SCIENCE FOUNDATION | 7767.4 | 7472.0 | 8174.9 | 8068.7 | 8075.0 | 4.0% |

* The President's budget request proposes to consolidate the Agency for Healthcare Research and Quality as an institute within the National Institutes of Health.

FY 2020 Budget Request – Plain & Simple

1. We don't have all the details yet.
2. But it's BAD... unless you're defense.
3. It does NOT reflect Congressional priorities.
4. Congress holds the power of the purse.



1. We don't have all the details yet.

- Trump Administration released an overview of the budget on March 11.
 - Full details next week
- What we DO know:
 - Nondefense spending would be cut an additional 5% BELOW current caps—and given to defense
 - All science agencies would see steep cuts
- What we DON'T know:
 - How steep the cuts will be (we have some idea)
 - Where exactly the cuts will be within agencies (e.g. will all of NSF's research directorates be cut equally or SBE more?)

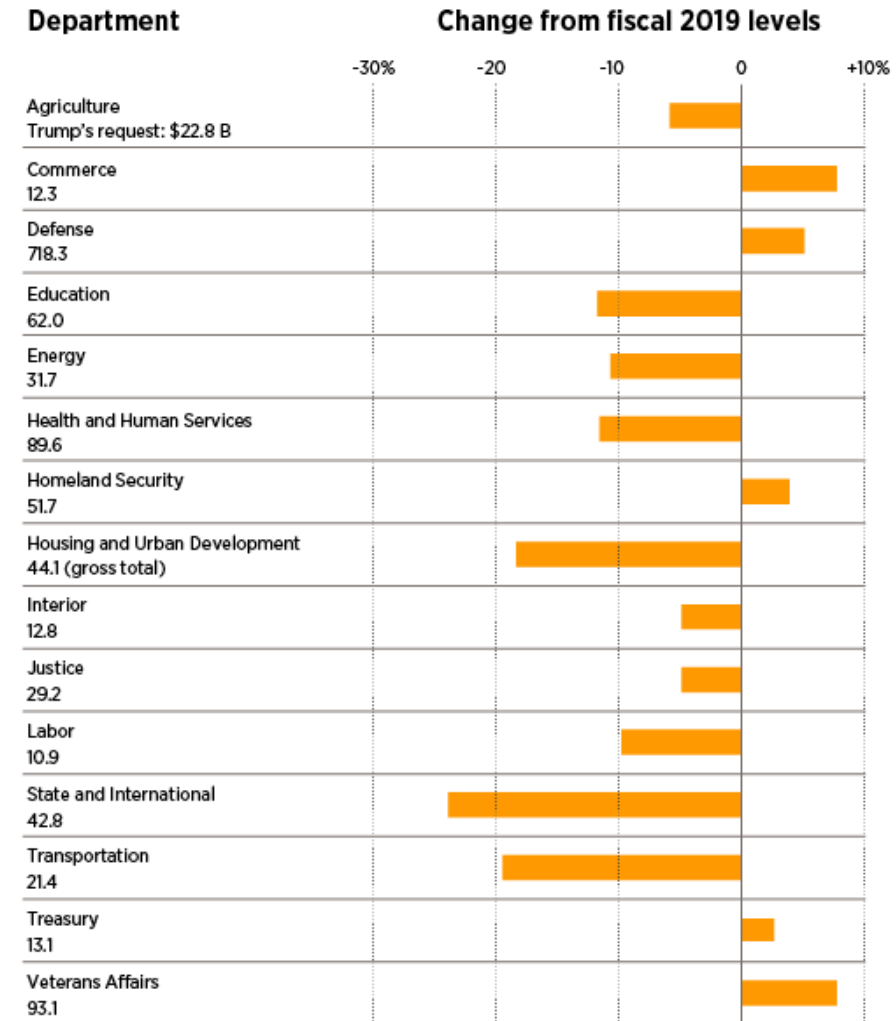


2. It's Bad... unless you're defense.



Trump's Fiscal 2020 Budget Would Trade Butter for Guns

The administration proposed a \$1.31 trillion discretionary spending budget for fiscal year 2020, with sizeable increases in Defense and Homeland Security accounts, including another \$8.6 billion to expand the southern border wall. Many nondefense programs would be cut with subsidized loans and various grants to states and communities eliminated.



Notes:
Includes Overseas Contingency Operations funds. Food for Peace program is included within the State Department.
Does not include mandatory to discretionary changes in HHS, or FEMA disaster relief totals in Homeland Security.
Department totals may not be exact due to rounding.

Source: Office of Management and Budget, department budget documents, CQ appropriations coverage
Ryan Kelly/CQ

How bad?

| AGENCY | FY 2019 ENACTED | FY 2020 REQUEST | % CHANGE |
|------------------------------|-----------------|-----------------|----------|
| NIH | \$39.1 B | ~\$34.4 B | -12% |
| NSF | \$8.1 B | \$7.1 B | -12% |
| IES | \$615.5 M | \$521.6 M | -15.3% |
| Int'l Ed (Title VI) | \$65.1 M | Eliminated | -100% |
| Int'l Ed (Fulbright-Hays) | \$7.1 M | Eliminated | -100% |
| NIJ | \$37 M | \$46.5 M | +25.7%* |
| BJS | \$43 M | \$48 M | +11.6%* |
| Census | \$3.8 B | ~\$7.2 B | +88%* |
| BLS | \$615 M | \$655 M | +7%* |
| ERS | \$86.8 M | \$61 M | -30% |
| AHRQ | \$338 M | \$256 M | -24% |



3. It does NOT reflect Congressional priorities.

| FY 2019 APPROPRIATIONS SNAPSHOT | | | | | | |
|--|--------------------|------------------------|---------|---------|------------------|------------------------|
| | Enacted FY 2018 | President's Request | House | Senate | FY 2019 Final | FY 2019 vs. FY 2018 |
| DEPARTMENT OF AGRICULTURE | | | | | | |
| Economic Research Service | 86.8 | 45.0 | 86.8 | 86.8 | 86.8 | 0.0% |
| National Agricultural Statistics Service | 191.7 | 165.0 | 173.7 | 174.8 | 174.5 | -9.0% |
| National Institute of Food and Agriculture | 1407.8 | 1257.7 | 1446.6 | 1423.2 | 1471.3 | 4.5% |
| DEPARTMENT OF COMMERCE | | | | | | |
| Bureau of the Census | 2814.0 | 3800.5 | 4799.7 | 3821.4 | 3821.4 | 35.8% |
| DEPARTMENT OF EDUCATION | | | | | | |
| Institute of Education Sciences | 613.5 | 521.6 | 613.5 | 615.5 | 615.5 | +0.3% |
| International Education and Foreign Language Studies | 72.2 | 0.0 | 72.2 | 72.2 | 72.0 | 0.0% |
| DEPARTMENT OF ENERGY | | | | | | |
| Energy Information Administration | 125.0 | 115.0 | 125.0 | 125.0 | 125.0 | 0.0% |
| DEPARTMENT OF HEALTH AND HUMAN SERVICES | | | | | | |
| National Institutes of Health | 37084.0 | 35517.0 | 38334.0 | 39084.0 | 39084.0 | +5.4% |
| Agency for Healthcare Research and Quality | 334.0 | 256.0* | 334.0 | 334.0 | 338.0 | +1.2% |
| Centers for Disease Control and Prevention | 8005.8 | 5660.8 | 7629.9 | 7818.8 | 7892.4 | -1.4% |
| National Center for Health Statistics | 160.4 | 155.0 | 160.4 | 161.4 | 160.4 | 0.0% |
| DEPARTMENT OF JUSTICE | | | | | | |
| Bureau of Justice Statistics | 48.0 | 41.0 | 50.0 | 48.0 | 43.0 | -10.4% |
| National Institute of Justice | 42.0 | 36.0 | 44.0 | 42.0 | 37.0 | -11.9% |
| DEPARTMENT OF LABOR | | | | | | |
| Bureau of Labor Statistics | 612.0 | 609.4 | 612.0 | 612.0 | 615.0 | +1.2% |
| NATIONAL SCIENCE FOUNDATION | 7767.4 | 7472.0 | 8174.9 | 8068.7 | 8075.0 | 4.0% |

* The President's budget request proposes to consolidate the Agency for Healthcare Research and Quality as an institute within the National Institutes of Health.



4. Congress holds the power of the purse.

Article I, Section 9
U.S. Constitution

“No money shall be drawn from the Treasury, but in consequence of appropriations made by law.”

The President proposes, Congress disposes

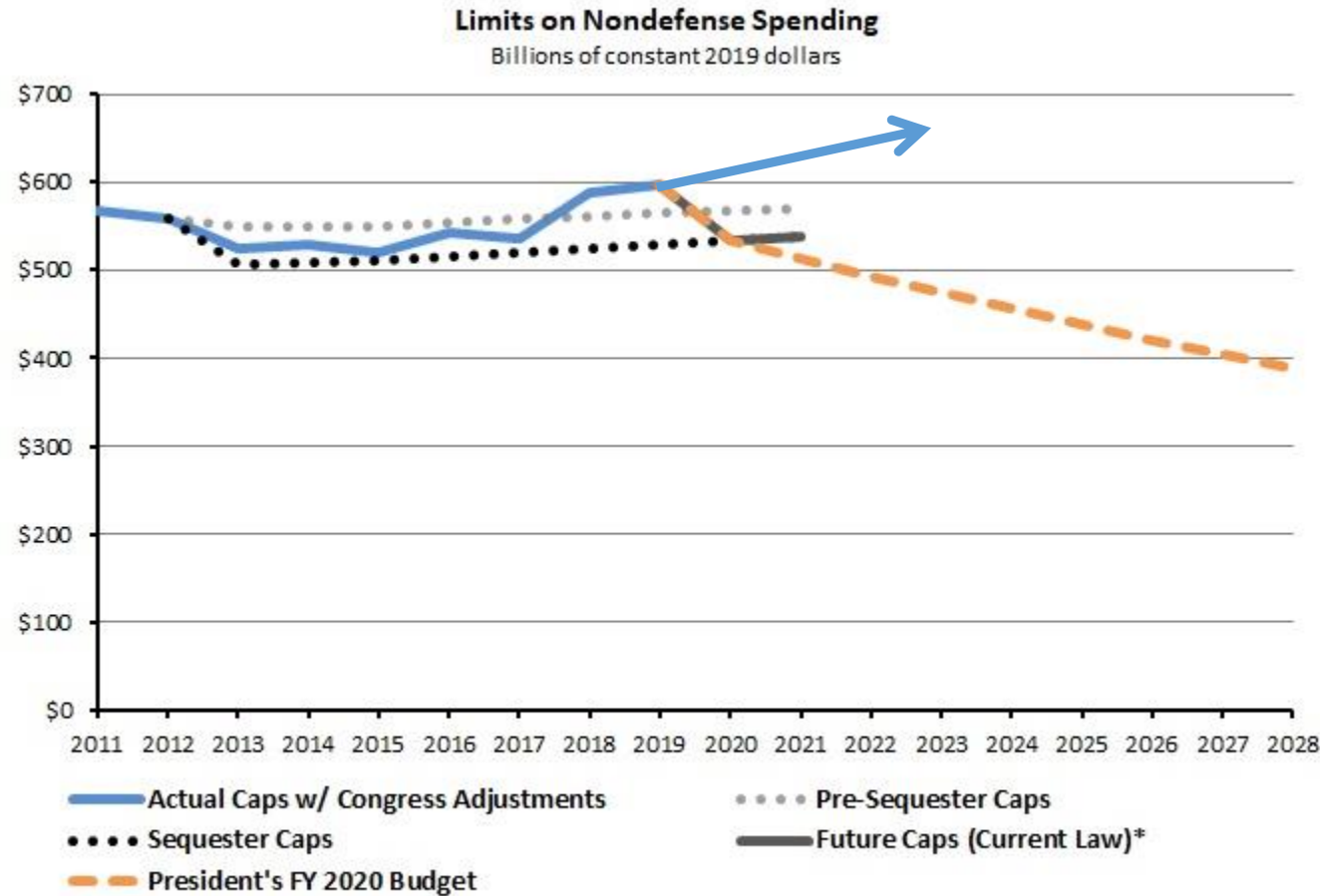
COSSA's Advice:

Know what's in the President's budget, but focus your efforts on the **pro-science Congress.**



Bigger Issue: SPENDING CAPS

- *Budget Control Act of 2011* (“the BCA”) placed caps on discretionary spending, both for nondefense AND defense.
- Congress provided relief to the caps (“raised the caps”) every year since 2013, which has allowed R&D agencies to see modest increases.
- The relief measures expire in FY 2020.
- Unless Congress acts this year to raise the caps:
 - \$54 billion (9%) will be cut automatically from nondefense discretionary
 - \$71 billion (11%) will be cut automatically from defense discretionary.
- BUT, President’s FY 2020 budget would cut NDD an EXTRA 5% below the 9% in the BCA... and give it to defense.



*Current caps last through 2021. Based on past and current budget resolutions, the Budget Control Act and subsequent legislation, and the FY 2020 OMB summary tables © AAAS 2019





C^{SSA} ACTION

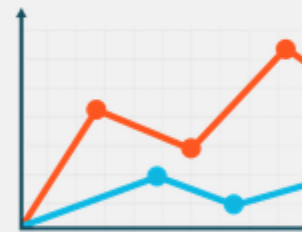
Active Alerts

Tell Congress to Raise the Caps on Non-Defense Discretionary Programs

Non-defense discretionary (NDD) programs encompass a wide range of critical federal functions from education and job training to housing, science, natural resources, services for veterans, public health, safety, and scientific research. These programs have been affected disproportionately by sequestration and Congress must work to replace sequestration with a balanced approach to deficit reduction that takes into account the deep cuts non-defense discretionary programs have sustained in recent years. Use the tool below to tell your Congressional representatives and to prioritize negotiating a budget deal that gives fair treatment to vital NDD programs—including science and research agencies.

TIP: Add personal details about your research and how it is affected by decreased federal investment!

TAKE ACTION



What's Next?

- Full FY 2020 budget details next week – Watch for COSSA's analysis.
- Congress will attempt to strike a larger budget deal to raise the caps.
- In the meantime, House and Senate Appropriations and Authorizing Committees have begun oversight hearings.
- Appropriators will begin writing their FY 2020 bills (12 bills total) – expect to write bills above caps in anticipation of a deal.
- Expect a protracted debate on budget/appropriations into the fall, perhaps a CR into next year?



Discussion



Let's hear from you!

If using computer microphone: **raise your hand!**

Step 1: select "participants"

Step 2: select "raise hand"

(may be in sidebar)

Step 3: after you're unmuted, ask your question!

If using telephone audio/microphone: **put your question in the chat box!**



Homework



- ❑ **ACTION ALERT – Raise the Caps!**
 - www.cossa.org/advocacy/take-action
- ❑ Watch for COSSA's full FY 2020 analysis next week
 - www.cossa.org/advocacy/funding-updates
- ❑ Sign up for Social Science Advocacy Day, April 30-May 1!
 - www.cossa.org/event/2019-advocacy-day
 - AL, KS, MI, MS, NH, VT



CSSA HEADLINES

A monthly look at what's new and noteworthy in social science policy



Next Month:

- ☐ April's HEADLINES
- ☐ DEEP DIVE: TBD

Miss last month's Headlines?
www.cossa.org/resources/headlines





Find this useful?

- ☐ **Tune in** each month – 2nd Thursday
- ☐ Tell your colleagues to **sign up** for COSSA Member Messages and Alerts—MEMBERS ONLY (*email Julia at jmilton@cosssa.org*)
- ☐ Encourage other organizations and universities to **Join COSSA** (*email Wendy at wnaus@cosssa.org*)
- ☐ Send us your ideas for DEEP DIVES (*email Camille at chosman@cosssa.org*)



Wendy Naus, Executive Director


Email: wnaus@cosssa.org

Visit Us:

www.cossa.org

www.whysocialscience.com

 @COSSADC ★ #WhySocialScience

 @SocialScienceAssociations